



Year 1 Term 1 – Home Learning




Please aim to complete one task a week. The choice is yours! Try and choose a variation of activities. Once you have completed a task, either post it on google classroom or bring it in to show your teacher and classmates. Most importantly...have fun!

- 1) Make a display of the four seasons. This can be created in any way you prefer e.g. a collage, shoebox, Play-Doh.
- 2) Make your own paper aeroplane, decorating it just how you would like your aeroplane to look! How far can you fly your plane?
- 3) Go for a woodland/park walk. Take photos of what you notice. Can you go for a walk in September and then go again in October? Compare the photos. What changes do you notice?
- 4) Black History Month runs between 1st-31st October. Can you research and create a fact file on a black historical figure? Some historical figures to research: Rosa Parks, Nelson Mandela.
- 5) Go for a nature walk and collect as many natural objects as you can e.g. leaves, stones, conkers, sticks. Now sort them out into sets (groups). Can you count how many objects are in each set?
- 6) Complete the oceans and continents jigsaw. Find this attached on google classroom.
- 7) Can you create a fact file on your favourite sea creature. What oceans do they live in?
- 8) Create a collage using objects you have collected on a nature walk (you may want to complete this after completing number 5). Can the class guess what your collage is a picture of?
- 9) This term we will be revising phase 3 in phonics. Have a look at the phase 3 activity booklet. Complete the pages that you find most challenging. Find this attached on google classroom.
- 10) Use your amazing maths skills to solve the mystery of which child made the muddy footprints! Find this attached on google classroom.

Phase 3 Phonics

Activity Booklet



Name: _____


Phase 3 Say It, Join It, Write It Activity 1

Look at the picture. Say the word. Join the letters to build the word. Write the word in the boxes.

say it




join it




write it


--	--	--




--	--	--



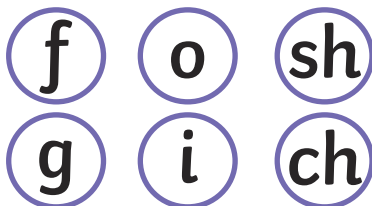

--	--	--



--	--	--




--	--	--



--	--	--

Phase 3 CVC Word Building Activity

The cheeky caterpillar has munched through all the words! Can you help him to rebuild the words by writing the letters in the phoneme frames?



--	--	--



--	--	--



--	--	--




--	--	--



--	--	--



--	--	--



--	--	--



--	--	--



--	--	--

I Spy with My Little Eye

Tick the box when you find the matching picture.



<input type="checkbox"/> pen	<input type="checkbox"/> peg	<input type="checkbox"/> bin	<input type="checkbox"/> cup	<input type="checkbox"/> log	<input type="checkbox"/> jam
<input type="checkbox"/> cat	<input type="checkbox"/> bus	<input type="checkbox"/> cap	<input type="checkbox"/> box	<input type="checkbox"/> jug	<input type="checkbox"/> mop
<input type="checkbox"/> can	<input type="checkbox"/> dog	<input type="checkbox"/> pot	<input type="checkbox"/> pig	<input type="checkbox"/> pan	<input type="checkbox"/> mug
<input type="checkbox"/> net	<input type="checkbox"/> sun	<input type="checkbox"/> man	<input type="checkbox"/> zip	<input type="checkbox"/> hat	<input type="checkbox"/> bag
<input type="checkbox"/> wig	<input type="checkbox"/> bat	<input type="checkbox"/> dad	<input type="checkbox"/> hen	<input type="checkbox"/> bed	<input type="checkbox"/> rat
<input type="checkbox"/> tap	<input type="checkbox"/> bun	<input type="checkbox"/> van	<input type="checkbox"/> leg	<input type="checkbox"/> map	

I Spy and Read

Draw a line to the matching picture when you have read each word.

ship

fish

chin



shell

moth

ring


king

chick



Challenge: Can you spell a word to match one of the pictures?

Phase 3 Pictures and Captions Matching



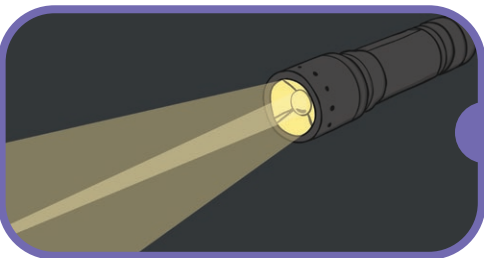
Fish and chips
on a dish.




The light of a torch.



Tools in the shed.




Looking at books.




Digging in the soil.


Phase 3 Pictures and Captions Matching



Bow down to the king and queen.




A goat and a cow.



Ships in the port.




Goats in the farmyard.



Sixteen trees.

Phase 3 Phonics Picture Activity

Fill in the missing sounds.



Phase 3 Real and Nonsense Words

Can you spot which words are real and which are nonsense below?

Fill in your key with a different colour for real words and nonsense words and then colour in the correct boxes below.

Real Words <input type="checkbox"/>	Nonsense Words <input type="checkbox"/>
-------------------------------------	---



farmer	zill	pain	soap
quet	shup	thicker	zoob
exit	jozzip	shoax	howb
vab	vat	jaiter	vuch
wood	quiz	warmer	cow

The Mystery of the Muddy Footprints



The children have been on a wonderful autumn walk. First, they jumped in muddy puddles. After that, they kicked lots of crisp, orange leaves. Finally, they collected some shiny, brown conkers to bring back to school.

When the children returned to their classroom, the teacher asked them to take off their boots at the door and put them neatly with their coats in the cloakroom.

However, someone has left a trail of muddy footprints across the classroom and a pair of filthy boots under a chair!

Solve the clues to find out who they belong to!



The Mystery of the Muddy Footprints




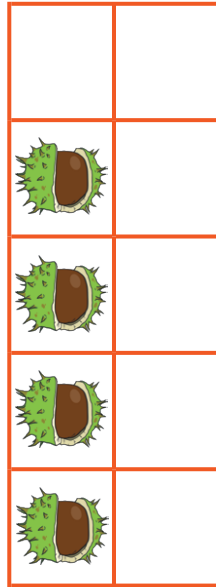
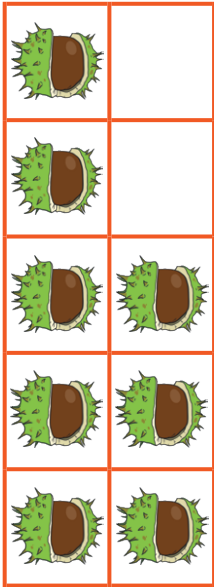
Name	Age	Shoe Laces	Colour of Boots	Pattern	Shoe Size
Anya	5	yes	red	spots	11
Carlos	7	yes	yellow	spots	1
Daniel	11	no	yellow	stripes	4
Evie	5	no	yellow	spots	2
Florence	10	no	green	stars	4
Georgia	9	yes	yellow	swirls	2
Henry	6	no	yellow	spots	2
Idris	8	yes	yellow	spots	5
Joel	7	yes	yellow	spots	2
Laura	5	no	yellow	zigzags	13
Nico	10	no	blue	triangles	4
Penny	9	yes	yellow	spots	2
Rufus	7	no	green	stars	13
Rebecca	6	no	yellow	spots	4
Saskia	9	yes	blue	zigzags	2
Thomas	10	yes	yellow	spots	3
William	7	no	yellow	spots	2
Victor	5	no	red	zigzags	1
Verity	11	no	yellow	stars	5
Zoe	8	yes	yellow	spots	2


The Mystery of the Muddy Footprints

Clue 1: Counting Objects



Count the number of conkers in each ten-frame.





Circle each total in the table. Then, write down the matching words in order to solve the first clue about the colour of the boots.

8 they	9 yellow	5 red	7 wearing
3 blue	4 were	10 green	6 boots

Clue 1:

--	--	--	--	--

The Mystery of the Muddy Footprints

Clue 2: Counting in Steps of 2





Count in steps of 2 to complete the maze and solve the next clue about the pattern on the boots.

START	2	3	4	5
3	4	6	8	6
4	5	7	10	7
9	10	14	12	10
17	18	16	13	11
18	20	17	20	20
stripes	spots	swirls	stars	zigzags

Clue 2: The child who made the muddy footprints has _____ on their boots.

Clue 3: Continue a Sequence

Find the number in each muddy puddle by counting backwards in steps of 1.

6	5				
10					
8					
9					

Cross out each number that was in a muddy puddle. The number that is left will reveal what shoe size the person who made the muddy footprints has.


Clue 3: The footprints were made by someone who is shoe size _____.


The Mystery of the Muddy Footprints


Clue 4: One More or One Less

Write the missing number on each autumn leaf.



One more than 5 is  .

One less than 6 is  .

One more than 7 is  .

One less than 10 is  .



Cross out each number that was on a leaf. The number that is left will reveal the age of the child who made the muddy footprints.





Clue 4: The child who made the muddy footprints is aged _____.

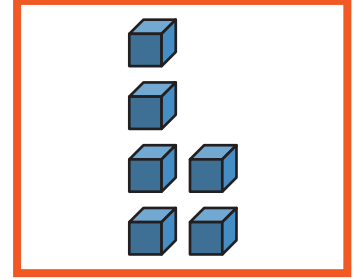
The Mystery of the Muddy Footprints

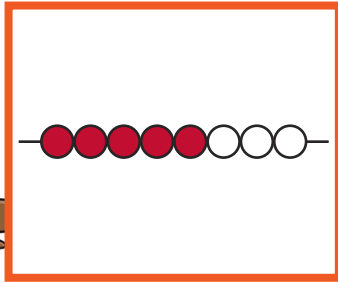
Clue 5: Representing Numbers

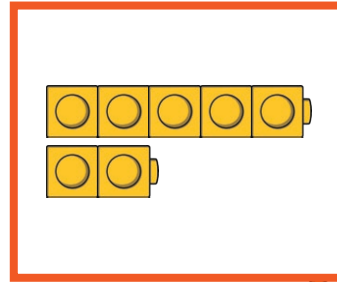
Write down the numbers that are represented.













Circle each number in the table. Then, write down the matching words in order to solve the final clue about if the boots had laces.


4 his	10 the	7 laces	3 did
9 her	6 didn't	5 boots	8 have

Clue 5:

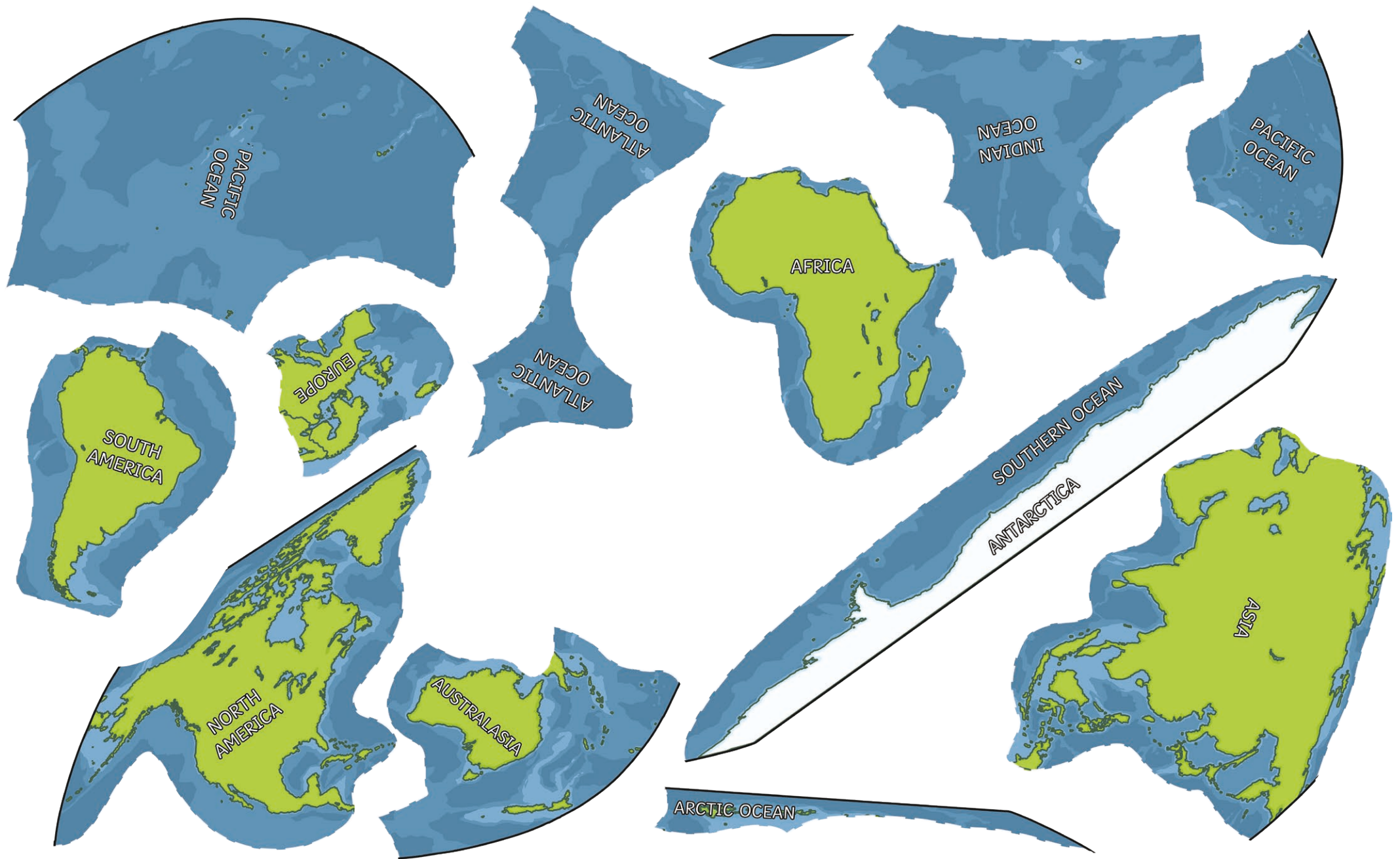
--	--	--	--	--

The child who made the muddy footprints was _____.

Continents and Oceans Jigsaw



Please note that jigsaw pieces are not intended to denote continent boundaries and therefore some countries may show in ocean jigsaw pieces. Due to the scale of the map, some countries may be small or difficult to see.



Continents and Oceans Jigsaw **Answers**

