



## Home Learning Term 2

### Complete one home learning task each week and post on Google Classroom .

#### Science


Go round your house and make a list of all the sound sources that you can see. Watch this clip to help you

[What is Sound? | Science Experiments for Kindergarten | Kids Academy](#)



#### Art

Use your stippling and scumpling techniques to sketch the clouds that you see.



#### Geography

Look at the natural disasters sheet. Cut out or draw what you would have in your survival bag. Why would you choose those?



#### English/History

Research someone from the past who has done something significant. Can you write a paragraph on their achievements?



#### Maths

Practise your column method for addition and subtraction. Please see the sheets attached.

	Th	H	T	O
	2	4	5	7
+	3	9	1	6

#### RE

Make your own puppets to reenact the Christmas story. You could use paper or other materials. Don't forget to film it!



#### Spelling

Practise the sounds we have learnt 'ture' and 'sure'. Use the attached sheet to help you.



#### Mindfulness

Snuggle up with a book somewhere cosy and spend time reading.




# Spelling Staircase: Words Ending with -ture or -sure

## Example

Look at the picture. Complete the spelling staircases by writing the next letter in the word as you go down the staircase. The first one has been done for you.

n					
n	a				
n	a	t			
n	a	t	u		
n	a	t	u	r	
n	a	t	u	r	e



# Spelling Staircase: Words Ending with -ture or -sure

1 Look at the picture. Complete the spelling staircase by writing the next letter in the word as you go down the staircase.

t								



# Spelling Staircase: Words Ending with -ture or -sure

2 Look at the picture. Complete the spelling staircase by writing the next letter in the word as you go down the staircase.

p						



# Spelling Staircase: Words Ending with -ture or -sure

3 Look at the picture. Complete the spelling staircase by writing the next letter in the word as you go down the staircase.

m						



# Spelling Staircase: Words Ending with -ture or -sure

4

Look at the picture. Complete the spelling staircase by writing the next letter in the word as you go down the staircase.


v						



# Spelling Staircase: Words Ending with -ture or -sure

5 Look at the picture. Complete the spelling staircase by writing the next letter in the word as you go down the staircase.

c								





# Spelling Staircase: Words Ending with -ture or -sure

6 Look at the picture. Complete the spelling staircase by writing the next letter in the word as you go down the staircase.

e									





# Spelling Staircase: Words Ending with -ture or -sure

7 Look at the picture. Complete the spelling staircase by writing the next letter in the word as you go down the staircase.


a									



# Spelling Staircase: Words Ending with -ture or -sure

8

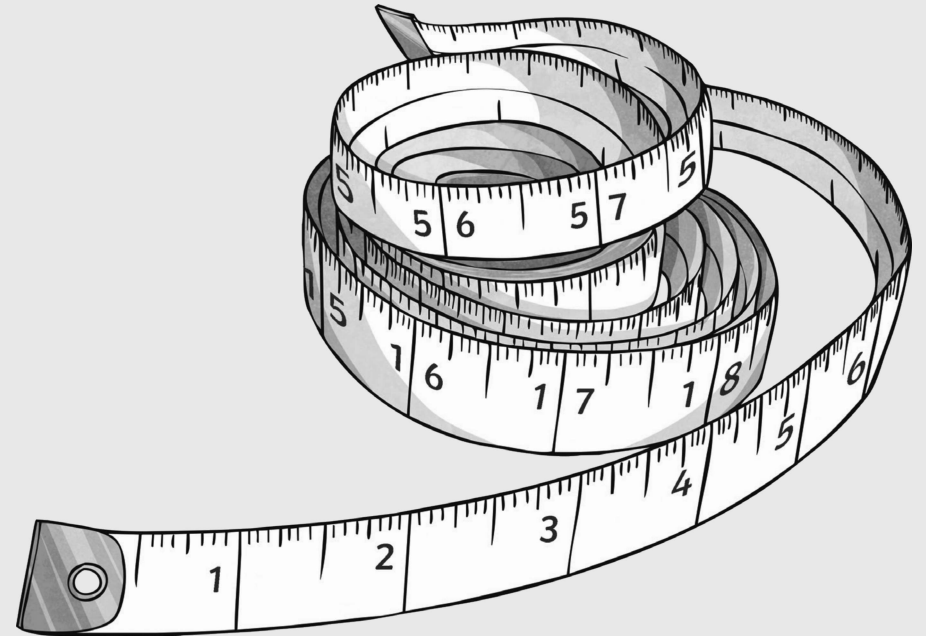
Look at the picture. Complete the spelling staircase by writing the next letter in the word as you go down the staircase.

# Spelling Staircase: Words Ending with -ture or -sure

9

Look at the picture. Complete the spelling staircase by writing the next letter in the word as you go down the staircase.

# Spelling Staircase: Words Ending with -ture or -sure

**10** Look at the picture. Complete the spelling staircase by writing the next letter in the word as you go down the staircase.




# Spelling Staircase: Words Ending with -ture or -sure

## Answers

- ① treasure
- ② picture
- ③ mixture
- ④ vulture
- ⑤ creature
- ⑥ enclosure
- ⑦ adventure
- ⑧ furniture
- ⑨ measure
- ⑩ puncture

# Adding and Subtracting 3-Digit Numbers

LO: to use column addition and subtraction

Calculate the answer to the following:

a.					b.					c.					d.				
	5	8	1			6	7	2			7	6	0			9	0	2	
+	2	3	8		-	3	3	9		-	3	2	5		+	3	7	8	
e.					f.					g.					h.				
	6	0	9			3	2	6			4	8	7			5	6	9	
-	5	2	6		+	4	1	9		+	1	3	3		+	6	5	0	
i.					j.					k.					l.				
	7	1	3			3	1	7			6	2	8			9	0	0	
-	2	8	6		-	2	5	8		+	7	9	4		-	2	7	8	

Challenge: Complete the following calculations:

m.					n.					o.									
		7	2			8	7				9		5						
+	4		9		-		9	7		+	7	4							
	0	2				5		3		1		5	3						

# Natural Disasters Survival Kit

Natural Disasters can happen at any time. So it's a good idea to have a survival kit prepared. What kinds of items would you need? Use this page to practice packing a kit to prepare for a natural disaster.

In this activity, you'll find items to cut out and stick in your bag - be careful though, only pack the things you need! If you can think of anything else you would need, make sure to draw it in.





# Natural Disasters Survival Kit

