



Term 3 – Home Learning

Please aim to complete one task a week. Choose the tasks that appeal to you the most. You can bring your finished tasks into school to show your class or upload pictures onto google classroom. Most importantly...have fun!

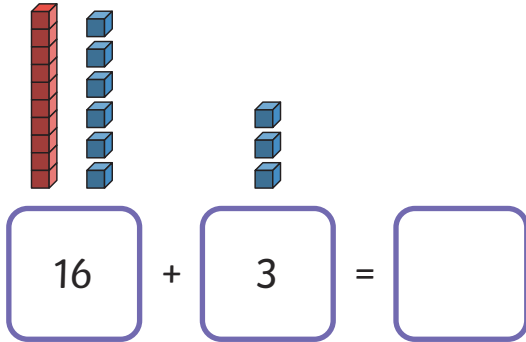
- 1) Learn and sing the nursery rhymes about The Great Fire of London e.g London Bridge is falling down, London's Burning.
- 2) Paint a scene of The Great Fire of London. What colours will you use for the fire and the houses?
- 3) Make a model of your own bakery. Imagine you are designing a new bakery for Thomas Farriner. If you prefer, you can draw a design instead.
- 4) Make a shop sign for the bakery in Pudding Lane.
- 5) Create a poster warning of the dangers of fire and how to stay safe.
- 6) Research and find a recipe for bread. Can you bake some bread?
- 7) Write a letter to Thomas Farriner telling him how to stop the fire from happening again!
- 8) Create a display of animals that are herbivores, carnivores and omnivores. Can you include what they eat?
- 9) Create your own African print at home.
- 10) Please find additional Maths and Phonics learning on google classroom.

CARNIVOROUS		HERBIVOROUS		OMNIVOROUS	
					
					
					
					

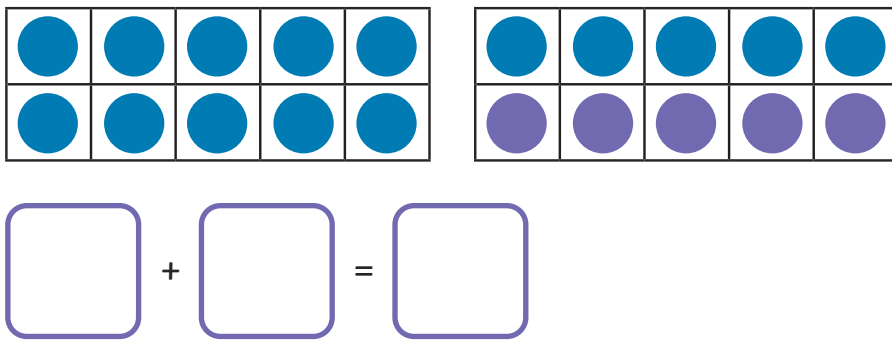
Add within 20



1 Complete the addition number sentence.



2 Write the addition number sentence.



3 Match each number sentence to the correct answer.

14

17

13

$$8 + 9$$

$$12 + 1$$

$$7 + 7$$



Start the fun
filled adventure
to maths fluency!



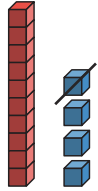
Scan to Play



Subtract within 20

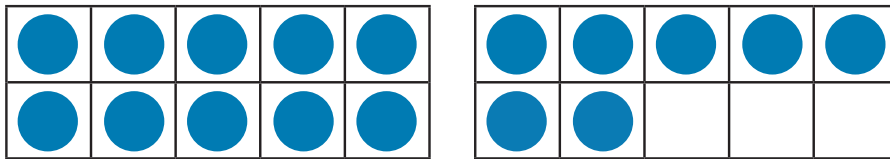


1 Complete the subtraction calculation.



$$\boxed{14} - \boxed{1} = \boxed{}$$

2 Cross out counters to complete the subtraction.



$$\boxed{17} - \boxed{7} = \boxed{}$$

3 Match each number sentence to the correct answer.

6

9

8

$$\boxed{12 - 4}$$

$$\boxed{15 - 9}$$

$$\boxed{19 - 10}$$



Start the fun
filled adventure
to maths fluency!


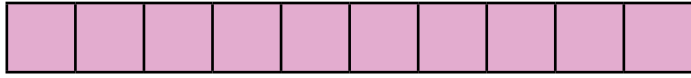


Scan to Play



Number Bond Sticks

Type in the numbers to complete the number bonds that make 20. Can you identify the matching number bond that makes 10? The first one has been done for you.



$$\boxed{19} + \boxed{1} = 20$$

$$\boxed{9} + \boxed{1} = 10$$




$$+ = 20$$

$$+ = 10$$



$$+ = 20$$

$$+ = 10$$



$$+ = 20$$

$$+ = 10$$



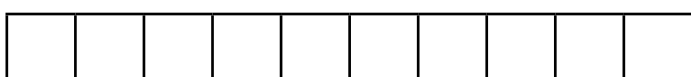
$$+ = 20$$

$$+ = 10$$





$$+ = 20$$

$$+ = 10$$



$$+ = 20$$

$$+ = 10$$



$$+ = 20$$

$$+ = 10$$

Number Bond Sticks

Type in the numbers to complete the number bonds that make 20. Can you identify the matching number bond that makes 10? The first one has been done for you.



$$\boxed{18} + \boxed{2} = 20$$

$$\boxed{8} + \boxed{2} = 10$$




$$+ = 20$$

$$+ = 10$$



$$+ = 20$$

$$+ = 10$$



$$+ = 20$$

$$+ = 10$$



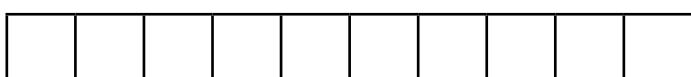
$$+ = 20$$

$$+ = 10$$




$$+ = 20$$

$$+ = 10$$



$$+ = 20$$

$$+ = 10$$

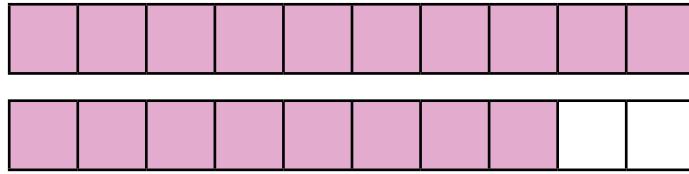


$$+ = 20$$

$$+ = 10$$

Number Bond Sticks

These number bond sticks are made from 18 pink cubes and 2 white cubes.



$$\boxed{18} + \boxed{2} = 20$$

$$\boxed{8} + \boxed{2} = 10$$

Shade the number sticks to make your own number bonds by clicking in the squares. Fill in the boxes to write the matching number sentence.

$$+ = 20$$

$$+ = 10$$

$$+ = 20$$

$$+ = 10$$

$$+ = 20$$

$$+ = 10$$

$$+ = 20$$

$$+ = 10$$

$$+ = 20$$

$$+ = 10$$

$$+ = 20$$

$$+ = 10$$

Phonics Quiz

Phase 5

twinkl

1

This word is something that you might see in the sky.

Next

cloud _ d



Next

Fill in the missing sound on your answer sheet.

Answer

Next

2

You can find five of these on a foot.

toes



Next

Clu



Next

Write the word and use the sound buttons to help you.

Answer


Next

3

This word is something that you can colour a picture with.

Next

crayon on



ea

ay

ie

Next

Circle the missing sound on your answer sheet.

Answer


Next

4

This animal is long and makes a hissing sound.

Next

snake



Cl Next ext

Count how many sounds you can hear in this word.

Answer

four sounds

Next

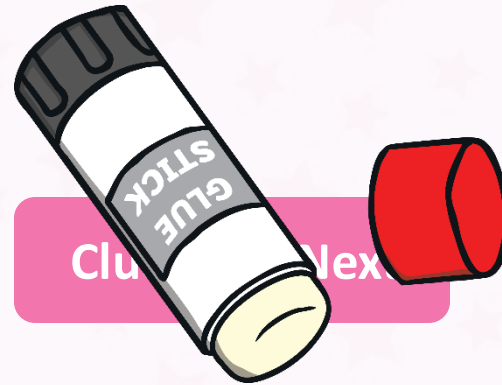
5

This word is something that helps you stick things together.

g l u e



Next



Next

Write the word and use the sound buttons to help you.

Answer


Next

6

You can ride on this animal.

Next

donkey



Next

Fill in the missing sound on your answer sheet.

Answer

Next

7

This number comes after 12.


Next

thirteenteen

ir

ay

au



Next

Circle the missing sound on your answer sheet.

Answer

Next

8

You would usually find two of these on a bike and four of them on a car.

wheels



Next



Clue

Next

Next

Write the word on your answer sheet.

Answer

Next

9

This word is something smart that you might wear around your neck.

tie



Next

Clue

Next



Next

Write the word on your answer sheet.

Answer

Next

10

You would find these on a cat's paw.

Next

claws _ s



Next

Fill in the missing sound on your answer sheet.

Answer

Next

11

This word is something that you do with a book.

read

Next



Cl Next ext

Count how many sounds you can hear in this word.

three sounds

Answer

Next

12

The plane flew across the sky last night.

Next

Fill in the missing word in the sentence.

Clue

Answer

flew



Answer

Next

13

This word is something that children play with.

Next

t toys s



Next

Fill in the missing sound on your answer sheet.

Answer

Next

14

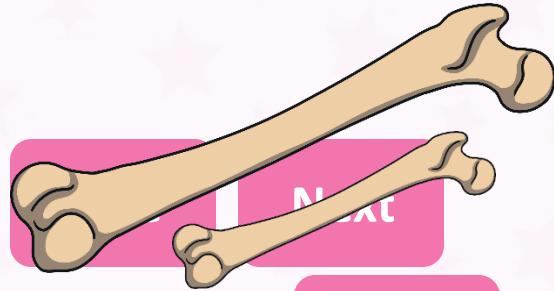
You can find these inside your body.

bomess



a-ei-e

Next



Next

Next

o-e



Circle the missing sound on your answer sheet.

Answer

Next

15

Use the clock to tell the time.

Next

Fill in the missing word in the sentence.

time

Clue

Answer



Answer

Next

twinkl