







## Art Curriculum Milestones

Connecting Stone	Big Idea (NC links)	Year R	Years 1 & 2	Years 3 & 4	Years 5 & 6
<b>Artists</b> 	Know artists and understand the historical and cultural development of their artform.	Explain what an artist does. Name some artists.	Describe, interpret and appraise the work of a range of artists, craft makers and designers.  Use, apply and design ideas of artists studied to create pieces.	Recall concepts, apply knowledge and design and prove the techniques used by a range of artists, craft makers and designers.  Create and interpret original pieces that are influenced by studies of others and appraise their effect.	Recognise, explain and investigate the style of some notable artists, artisans and designers.  Notice, interpret and prove how the work of those studied was influential in both society and to other artists.  Create and interpret original pieces that are influenced by studies of others and appraise their effect.  Develop, adapt and execute a personal style of painting, drawing upon ideas from other artists.
<b>Colour</b> 	Understand and use colour effectively through a range of techniques.	Name and use all colours.	Recognise, classify, apply knowledge and investigate colour and tone.	Recall concepts, make predictions and hypothesise to further develop effective colour mixing.  Use, understand and explain how colour can convey mood.	Use, apply knowledge and investigate colour observed in the natural or man-made world.  Use, understand and explain how to combine colours, tones and tints to enhance the mood of a piece.



<b>Media</b> 	<p>To use a range of materials and techniques to design and create.</p>	<p>Sort and arrange materials using a range of criteria.</p>	<p>Explore, select and investigate the use of different materials and resources to create texture.</p> <p>Recognise, apply and design using a combination of materials that are cut, glued and torn.</p> <p>Use drawing, painting and sculpture to develop and share ideas and experiences.</p>	<p>With a range of materials and art techniques (drawing, painting and sculpture) experiment, create and develop final pieces.</p> <p>Create, explain and improve the use of art techniques to create shape, texture, patterns and lines.</p>	<p>Improve their mastery of art techniques (drawing, painting and sculpture) with a range of materials and art techniques to further develop, apply knowledge to refine and master final pieces.</p> <p>Recognise, explain and appraise life-like qualities and real-life proportions.</p> <p>Master the use of tools to carve and add shapes, texture, pattern and stability using pliable materials.</p>
<b>Appreciation</b> 	<p>To evaluate, critique and appreciate creative works.</p>	<p>Express their opinion on a piece of art.</p>	<p>Gather, explore and respond to ideas to use as starting points.</p> <p>Notice, describe and explain different methods and materials as ideas develop.</p>	<p>Using artistic language describe, comment and appraise artwork.</p> <p>Adapt, refine and respond to feedback to improve ideas as they progress.</p>	<p>Use, develop and imaginatively extend ideas from starting points throughout the curriculum.</p> <p>Fluently using artistic language to describe, discuss and critique a variety of artworks.</p>