

Year 1 Home Learning – Term 1

Please choose one task a week for the term! When you have finished you can upload a picture/video of your home learning onto Google Classroom or send it in. We are looking forward to seeing what you get up to! We will share our home learning in class 😊

Remember to read 5 times a week and record this in your reading record book to earn house points!

<p style="text-align: center;"><u>English</u></p>  <p>Our story for this term is 'The Everywhere Bear'. Can you create a story map of a journey your favourite toy could go on?</p>	<p style="text-align: center;"><u>Maths</u></p> <p>Use your amazing maths skills to solve the mystery of which child made the muddy footprints! (Find this below)</p>	<p style="text-align: center;"><u>Handwriting</u></p> <p>Using the template below, can you practice forming your letters correctly.</p> 
<p style="text-align: center;"><u>Geography</u></p> <p>This term we are learning about maps – can you draw and label a map to show your journey to school?</p> 	<p style="text-align: center;"><u>History</u></p> <p>Black History Month runs between 1st– 31st October. Can you research and create a fact file on a black historical figure? Some historical figures to research: Rosa Parks, Nelson Mandela.</p>	<p style="text-align: center;"><u>Music</u></p> <p>Our genre of the term is R&B Can you research about this type of music to share with the class?</p>
<p style="text-align: center;"><u>Art</u></p>  <p>Create a collage using objects you have collected on a nature walk.</p>	<p style="text-align: center;"><u>Wellbeing</u></p> <p>As summer ends and we get back into the school routine, we can find it hard. Pick some ideas from the chart below to boost your wellbeing!</p>	<p style="text-align: center;"><u>Science</u></p>  <p>Go on a nature walk – what signs of Autumn can you see?</p>

30 Family Wellbeing Activities to Celebrate Autumn

1

Collect leaves and make a leafy collage.

2

Go conker hunting.

3

Go on a nature walk and find the crunchiest leaf.

4

Carve pumpkins.

5

Paint an autumn scene.

6

Go for hot chocolate in a local cafe.

7

Have a movie night.

8

Collect acorns to decorate.

9

Paint a bonfire and fireworks scene.

10

Make a tasty apple crumble.

11

Visit a farm.

12

Bake Halloween biscuits.

13

Craft Halloween decorations.

14

Go and watch some fireworks.

15

Visit a pumpkin patch.

16

Read a book under a cosy blanket.

17

Do some fruit and vegetable printing.

18

Create a pile of leaves and then jump into it!

19

Collect rocks and paint them like autumnal animals.

20

Fly a kite on a windy day.

21

Go on a colour walk and collect as many things in different colours as you can.

22

Make toffee apples.

23

Have a family game night.

24

Roast marshmallows.

25

Have an apple bobbing competition.

26

Bake some bread.

27

Splash in puddles.

28

Enjoy some hot soup and tasty bread.

29

Bake cookies.

30

Go on a walk and count how many squirrels you see.





The Mystery of the Muddy Footprints



The children have been on a wonderful autumn walk. First, they jumped in muddy puddles. After that, they kicked lots of crisp, orange leaves. Finally, they collected some shiny, brown conkers to bring back to school.

When the children returned to their classroom, the teacher asked them to take off their boots at the door and put them neatly with their coats in the cloakroom.

However, someone has left a trail of muddy footprints across the classroom and a pair of filthy boots under a chair!

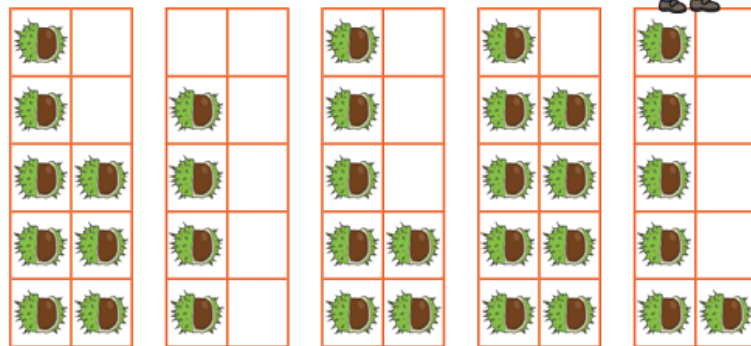
Solve the clues to find out who they belong to!



Name	Age	Shoe Laces	Colour of Boots	Pattern	Shoe Size
Anya	5	yes	red	spots	11
Carlos	7	yes	yellow	spots	1
Daniel	11	no	yellow	stripes	4
Evie	5	no	yellow	spots	2
Florence	10	no	green	stars	4
Georgia	9	yes	yellow	swirls	2
Henry	6	no	yellow	spots	2
Idris	8	yes	yellow	spots	5
Joel	7	yes	yellow	spots	2
Laura	5	no	yellow	zigzags	13
Nico	10	no	blue	triangles	4
Penny	9	yes	yellow	spots	2
Rufus	7	no	green	stars	13
Rebecca	6	no	yellow	spots	4
Saskia	9	yes	blue	zigzags	2
Thomas	10	yes	yellow	spots	3
William	7	no	yellow	spots	2
Victor	5	no	red	zigzags	1
Verity	11	no	yellow	stars	5
Zoe	8	yes	yellow	spots	2

Clue 1: Counting Objects

Count the number of conkers in each ten-frame.



Circle each total in the table. Then, write down the matching words in order to solve the first clue about the colour of the boots.

8 they	9 yellow	5 red	7 wearing
3 blue	4 were	10 green	6 boots

Clue 1:

--	--	--	--	--

Clue 2: Counting in Steps of 2

Count in steps of 2 to complete the maze and solve the next clue about the pattern on the boots.







START	2	3	4	5
3	4	6	8	6
4	5	7	10	7
9	10	14	12	10
17	18	16	13	11
18	20	17	20	20
stripes	spots	swirls	stars	zigzags



Clue 2: The child who made the muddy footprints has _____ on their boots.

Clue 3: Continue a Sequence

Find the number in each muddy puddle by counting backwards in steps of 1.

6	5				
10					
8					
9					

Cross out each number that was in a muddy puddle. The number that is left will reveal what shoe size the person who made the muddy footprints has.







Clue 3: The footprints were made by someone who is shoe size _____.

Clue 4: One More or One Less

Write the missing number on each autumn leaf.



One more than 5 is	
One less than 6 is	
One more than 7 is	
One less than 10 is	



Cross out each number that was on a leaf. The number that is left will reveal the age of the child who made the muddy footprints.

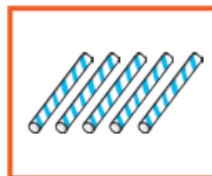


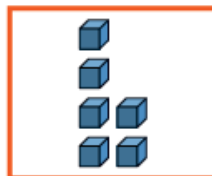
Clue 4: The child who made the muddy footprints is aged _____.

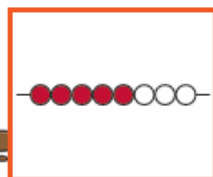
Clue 5: Representing Numbers

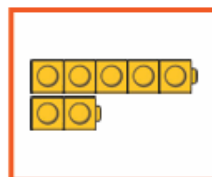
Write down the numbers that are represented.













Circle each number in the table. Then, write down the matching words in order to solve the final clue about if the boots had laces.

4 his	10 the	7 laces	3 did
9 her	6 didn't	5 boots	8 have

Clue 5:

The child who made the muddy footprints was _____.

Letter Formation

c a d g q e s f o

l i t j y u

r b n h m k p

v w x z