

## Year 1 - Home Learning Term 5

Aim to complete one task each week. Please bring your completed task into class OR upload onto google classroom. Have fun!

### Science – Habitats

Create a shoebox habitat for an animal. Try to choose an animal/animals or a habitat that you would like to learn more about.



### Art – Collage

Create your own collage of one of your favourite things. This could be a person, animal, food etc...the choice is yours! Be sure to use a variety of materials and demonstrate your best tearing, cutting, sticking and overlapping.



### Mindfulness – Eating

In this activity, you are a scientist and will be using all of your senses to investigate food. This activity is great to slow down and take notice of every part of the experience.

Enjoy a snack:

1. Look - what colours and shapes do you see?
2. Listen - does your food make a sound?
3. Touch - is it smooth, bumpy or rough?
4. Smell - what does your food smell like?
5. Taste - put the food on their tongue but don't chew it yet! Notice how it feels in your mouth. Do you taste anything yet? Start to chew, does the flavour change? How many different flavours are there?

Repeat with various snacks.

### Maths – understanding numbers to 100

Practise counting in 2s, 5s and 10s. Can you get to 100 each time?

Using a ruler (feel free to borrow from school), can you measure objects around your house/garden/woods and record this in centimetres.

Using objects (sweets, counters etc), count and record how many there are. Now try and share the objects into 2 equal groups. For each different amount, record whether they can be shared equally or not. Why is this?

### History – The Moon Landing

This term we will be learning about the first moon landing!

In April 2026, a rocket was launched called the Artemis 2. Can you find out why this mission was historically important?

Create a model of the rocket the Artemis 2 team travelled in.

Write a diary entry, imagining you were on the Artemis mission. What did you see? How did you feel?



### English – Fact File

Create a fact file on your favourite place in the UK, whether that be an attraction or a country/area or even a country from around the world. Bring this in to show and teach the class all about your favourite place!

### Phonics – phonics screening revision

Please find the activity booklet on google classroom.

### Reading – Look up!

One of the books we will be looking at this term is 'Look up'.

Complete the comprehension activity on google classroom to find out more about the story.



### Geography – Seasons, climate and the Equator.

Create your very own globe. Make sure your globe includes the Equator and the North and South Pole.

Record hot and cold places from around the world. What do you notice in relation to the Equator?

Linking your learning to your Science. Can you sort and record animals that are found in hot and cold places?









30-Day Countdown

To the



# Phonics

Screening Check



**Count down to the Phonics Screening Check with these daily activities.** Simply follow the instructions to prepare the cards, then have your child complete one activity per day for the 30 days before the check, to make sure they feel prepared and confident.

## Instructions

1. Print the cards onto A4 card or paper.
2. Carefully, cut out the cards.
3. Place them in a jar, hat, box or other container.
4. Pick out one card each day and complete the activity.



visit [twinkl.com](https://www.twinkl.com)




**Circle** the real words and underline the nonsense words.

snail    void    quaiz

mail    plaimt    railway

twinkl.com

**Write the word the picture shows.** Can you add sound buttons?



twinkl.com

Pick up a book, a magazine or something similar. Find three words that contain the **aw** grapheme and write them in the boxes below.

twinkl.com

Read these three words:

**echo chef church**

What sound does the **ch** grapheme make in each word?

twinkl.com

Write the word the picture shows. Can you add sound buttons?



twinkl.com

Highlight the two rhyming words in this sentence.

**We wish you a healthy and wealthy new year.**

twinkl.com

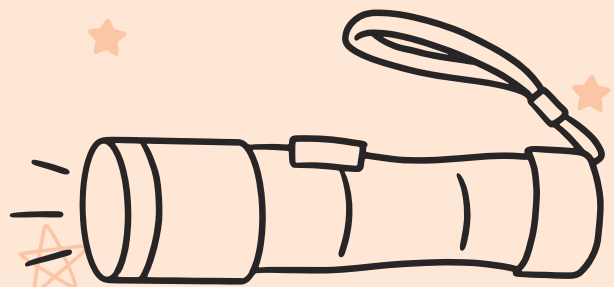
Circle the real words and underline the nonsense words.

**gym kaig gonaid**

**age giant wreeg**

twinkl.com

Write the word the picture shows. Can you add sound buttons?



twinkl.com

Pick up a book, a magazine or something similar. Find three words that contain the **ss** grapheme and write them in the boxes below.

twinkl.com


Read these two words:

**smooth**   **shook**

What sound does the **oo** grapheme make in each word?

twinkl.com

Write the word the picture shows. Can you add sound buttons?



twinkl.com

Highlight the words that contain the long /e/ sound.

The teacher lived in the city with his husband and their baby. He would relax in his free time.

twinkl.com

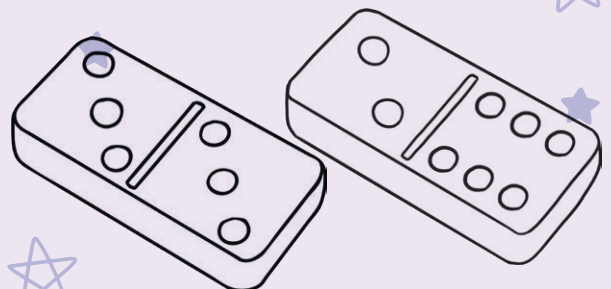
Circle the real words and underline the nonsense words.

**kigh**   **flight**   **quigh**

**knight**   **tightly**   **chigh**

twinkl.com

Write the word the picture shows. Can you add sound buttons?



twinkl.com

Pick up a book, a magazine or something similar. Find three words that contain the **th** grapheme and write them in the boxes below.

twinkl.com

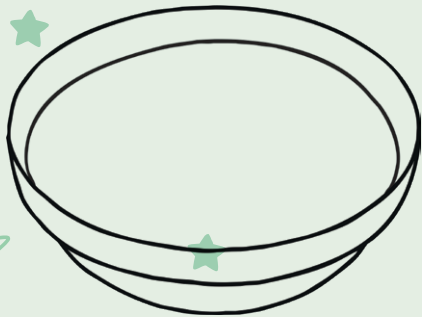
Read these three words:

**boulder group ground**

What sound does the **ou** grapheme make in each word?

twinkl.com

Write the word the picture shows. Can you add sound buttons?



twinkl.com

Highlight the words that contain the long /u/ sound.

The sound of music grew until a huge crowd had formed. There were a few pupils from the local school playing blue flutes.

twinkl.com


Circle the real words and underline the nonsense words.

**extreme clesse pleke**

**nepe these delete**

twinkl.com

Write the word the picture shows. Can you add sound buttons?



twinkl.com

Pick up a book, a magazine or something similar. Find three words that contain the **ay** grapheme and write them in the boxes below.

twinkl.com

Read these three words:

**lava bad baby**

What sound does the **a** grapheme make in each word?



twinkl.com

Write this number as a word.  
Can you add sound buttons?

3

twinkl.com

Circle the words containing split digraphs.

- The flame was yellow.
- They won a prize.
- She stood alone on the street humming a tune.

twinkl.com

Circle the real words and underline the nonsense words.

**muffin scruffy groff**

**blaffy fluff coffee**

twinkl.com

Write this number as a word.  
Can you add sound buttons?

13

twinkl.com

Can you add sound buttons to these words, then use them in sentences?

**cried trolley unpack**

**why artist farmer**

twinkl.com

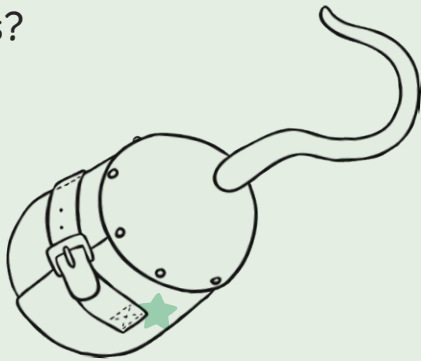
Read these two words:

**thief cried**

What sound does the **ie** grapheme make in each word?

twinkl.com

Write the word the picture shows. Can you add sound buttons?



twinkl.com

Can you add sound buttons to these words, then use them in sentences?

**short shadow launch**

**noisy royal repair**

twinkl.com

## Look Up!

Every night before bed, I set up my telescope and look up at the stars. Mum tells me that I never stop looking up and my head is always floating in the clouds. But she can't tell me that I **LOOK UP** more than my big brother, Jamal, **LOOKS DOWN** at his silly phone.

Jamal says I'm called Rocket because I've got fiery breath. But Mum says it's because a famous rocket blasted off into space the day I was born!

All I know is that one day I'm going to be the greatest **astronaut, star-catcher, space-traveller** who has ever lived, like Mae Jemison, the first African-American woman in space.

## DID YOU KNOW

Mae Jemison went into orbit around Earth in the space shuttle Endeavour, even though she is scared of heights!

© Look Up! Written by Nathan Byron and illustrated by Dapo Adeola



## Quick Questions



1. What does Rocket use to look up at the stars?

---

---



2. What word describes the rocket that Rocket was named after?

---



3. Why might Rocket find Jamal annoying?

---


---



4. What do you think Rocket will do for a job when she's older?

---

---



Text copyright © 2019 by Nathan Byron; illustrations copyright © 2019 by Dapo Adeola

## Look Up!

Every night before bed, I set up my telescope and look up at the stars. Mum tells me that I never stop looking up and my head is always floating in the clouds. But she can't tell me that I **LOOK UP** more than my big brother, Jamal, **LOOKS DOWN** at his silly phone.

Jamal says I'm called Rocket because I've got fiery breath. But Mum says it's because a famous rocket blasted off into space the day I was born!

All I know is that one day I'm going to be the greatest **astronaut, star-catcher, space-traveller** who has ever lived, like Mae Jemison, the first African-American woman in space.

## DID YOU KNOW

Mae Jemison went into orbit around Earth in the space shuttle Endeavour, even though she is scared of heights!

© Look Up! Written by Nathan Byron and illustrated by Dapo Adeola



## Answers



1. What does Rocket use to look up at the stars?

**Rocket uses a telescope to look up at the stars.**



2. What word describes the rocket that Rocket was named after?

**famous**




3. Why might Rocket find Jamal annoying?

**Accept any sensible answer, such as: Rocket might find Jamal annoying because he's always looking down at his phone./Rocket might find Jamal annoying because he says that she's got fiery breath.**



4. What do you think Rocket will do for a job when she's older?

**Accept any sensible answer, such as: I think that Rocket will be an astronaut when she is older.**



© Look Up! Written by Nathan Byron and illustrated by Dapo Adeola

Text copyright © 2019 by Nathan Byron; illustrations copyright © 2019 by Dapo Adeola