Year 4 Home learning Term 1

Complete one task each week and if you would like to you can upload your learning to google classroom to share with your teacher and class.

SCIENCE – Rocks Find out about how rocks are different from one and another. Can you collect five different types of rocks? How do you know they are different? 	**Art – William Morris** Who is William Morris? Can you create a picture in the style of William Morris using his designs and techniques? 	**Mindfulness** Summer is over, but you can still spend quality time with your family. Play a game, take a walk to the park and tell your parents all about what you have been learning in school.  	**History –** **Stone Castle?** Can you create a tourist leaflet to visit Stone castle? 
Maths – Place Value Complete the maths Number and Place value activities attached below. TT Rockstars https://ttrockstars.com/ ➕ ➖	**RE / Creation story** In the creation story God creates the world. What world would you create. Can you create your own world using playdough, lego, Minecraft, toys etc  	**English- Persuasive Writing** Can you write a letter to persuade your parents to go on a play date with your friend? **Spelling** ED Shed https://www.edshed.com/en-gb/menu	**Geography – Local Geography** Can you go for a walk in your local community and sketch the physical features that you see? How do you think the physical features may have changed over time?

Complete one task each week and if you would like to you can upload your learning to google classroom to share with your teacher and class.

Code Crackers



Professor Turing is trying to crack the codes below. However, he needs your help. All the codes are number sequences, but some of the numbers are missing. A number sequence is a list of numbers that are linked by **a rule**. If you calculate the rule, you can then calculate the next numbers in the sequence.

For example: (2) (4) (6) (8) (10) ...

The sequence above is going up in **twos**, so the rule is **+ 2**. The next 2 numbers in the sequence would be 12 and 14. Complete the sequences below and write the rule below each sequence.

(6) (12) (18) (24) ( ) ( ) ( ) ( ) ( ) ( )

Rule: _____

(0) ( ) (18) (27) ( ) ( ) ( ) (63) (72) ( ) ( )

Rule: _____

( ) (75) (100) ( ) (150) (175) ( ) ( )

Rule: _____

(9000) ( ) ( ) ( ) ( ) (4000) ( )

Rule: _____

Challenge

(2) (4) (8) ( ) ( ) ( ) (128) (256)

Rule: _____

Complete one task each week and if you would like to you can upload your learning to google classroom to share with your teacher and class.

Alien Numbers



The digits 0-9 are used to make numbers. For example, the number 683, is made of the digits 6, 8 and 3. The position of the digits in this number are very important. Each digits **position** shows its **value**. See the place value chart below.

thousands	hundreds	tens	ones
	6	8	3

The number six hundred and eighty-three is made up of **six hundreds**, **eight tens** and **three ones**. Use the place value chart to write the value of the underlined digit below each of the alien ships.

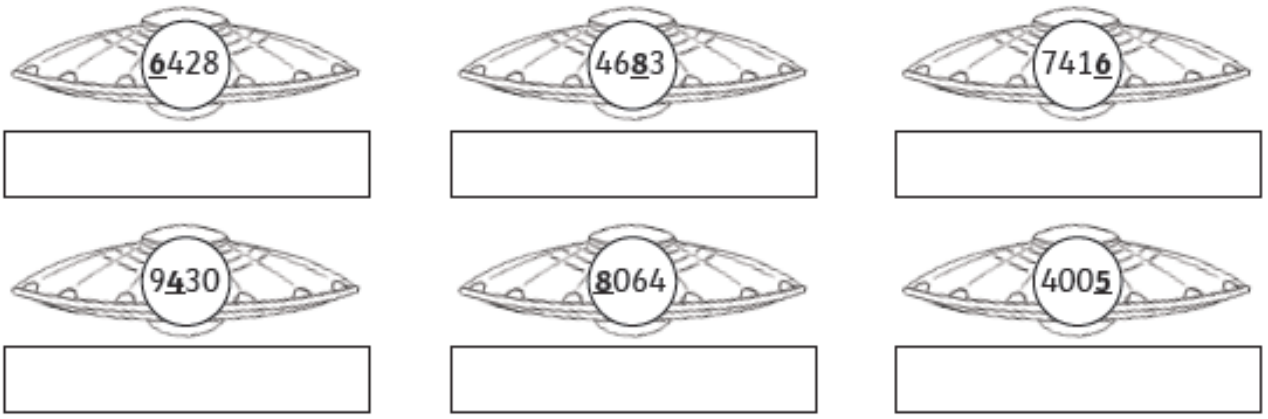

Well done! Now use your knowledge of place value to order the alien spaceships from smallest to biggest. Write the numbers on the number lines below.

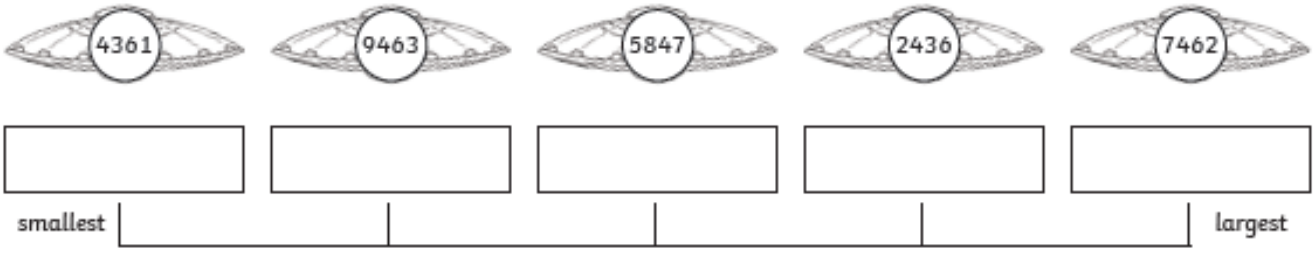

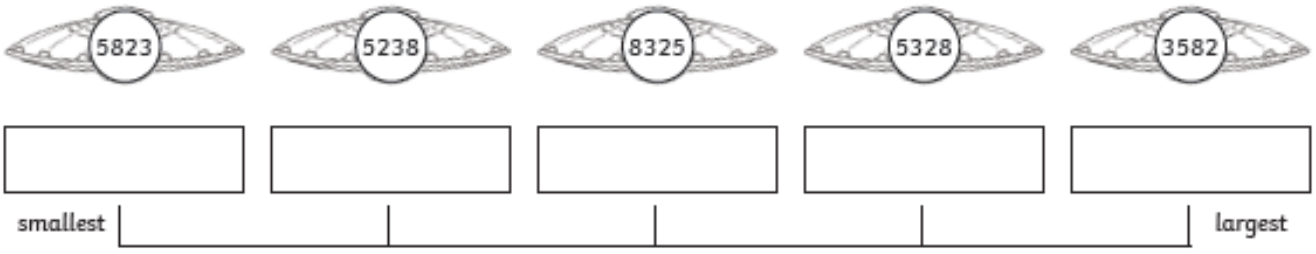

visit twinkl.com

Year 4 Home learning Term 1

Complete one task each week and if you would like to you can upload your learning to google classroom to share with your teacher and class.

Add and Subtract 1000

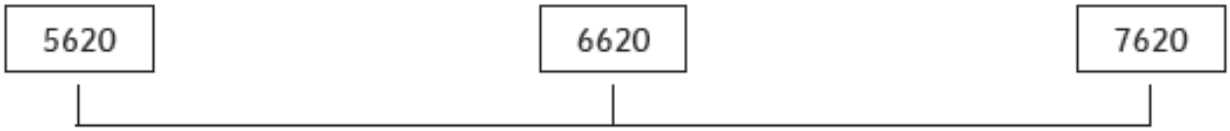

Look at the number **6620** above. To increase this number by **a thousand**, simply add **one thousand** to the thousands column. To decrease this number by **one thousand**, subtract **one thousand** from the thousands column. What do you notice about the digits in the **hundreds, tens and ones column**? They stay the same!

Complete the following calculations below.

325 + 1000 =		5314 - 1000 =	
6423 + 1000 =		9431 - 1000 =	
4682 + 1000 =		6485 - 1000 =	
8641 + 1000 =		9461 - 1000 =	
3495 + 1000 =		7463 - 1000 =	
1458 + 1000 =		1838 - 1000 =	
2548 + 1000 =		2465 - 1000 =	
6693 + 1000 =		5917 - 1000 =	
7146 + 1000 =		4064 - 1000 =	
6318 + 1000 =		9407 - 1000 =	
1547 + 1000 =		3648 - 1000 =	
534 + 1000 =		4367 - 1000 =	

Circle the correct answer:

9462 + 1000 =	8462	10 462	19 462	1062

Year 4 Home learning Term 1

Complete one task each week and if you would like to you can upload your learning to google classroom to share with your teacher and class.

Rounding Rabbits



In Australia, there is a huge population of rabbits which were first introduced to the country in the 18th century. During a week long project on 'Rabbit Watch' (an Australian TV show), members of the public were asked to count the number of rabbits they saw in their gardens. The results from different cities were added together and placed into the table below.

Round the numbers to the nearest **10**, **100** and **1000**.

City	Number of Rabbits seen	Rounded to the nearest 10	Rounded to the nearest 100	Rounded to the nearest 1000
Sydney	3428			
Canberra	5263			
Melbourne	7835			
Perth	4368			
Brisbane	2942			
Adelaide	5385			
Port Lincoln	6186			
Rockhampton	2543			

Cooper and Ruby are having a discussion about the question below.
Explain who you think is correct and why.

What is 3595 rounded to the nearest 10?



Cooper

I think the answer is 3510. You round up because there is a five in the ones column so the nine in the tens column changes to a ten.

I also think you have have to round up, but I think the answer will be 3600.



Ruby